


# Notice

## STATE SCHOLARSHIP PORTAL 2023-2024

All the UG and PG students belong to SC- Scheduled Caste, ST- Scheduled Tribe, OBC- Other Backward Class and Minority category are hereby informed to fill the following Google form for the STATE SCHOLARSHIP PORTAL 2023-2024. The scholarship is applicable only to the students who are domicile from Karnataka.

The last date to fill this form is 04 September 2023 by 12:00 noon. Once this form is filled all the students will be informed about the procedure to apply for SSP scholarship. The date and time for the scholarship briefing (Application Process) session will be informed to students in the 1<sup>st</sup> week to September 2023.

Scan the below QR Code for filling the Google form or enter the URL link mentioned below the QR Code to fill the form.



<https://forms.gle/rmQrLaUzygcM5dtn9>

For any enquires regarding the SSP scholarship students are asked to contact Mr P Michael, scholarship in charge and nodal officer for scholarships in admin office counter no 3.





REGISTRAR

St Joseph's University

P. B. 27094

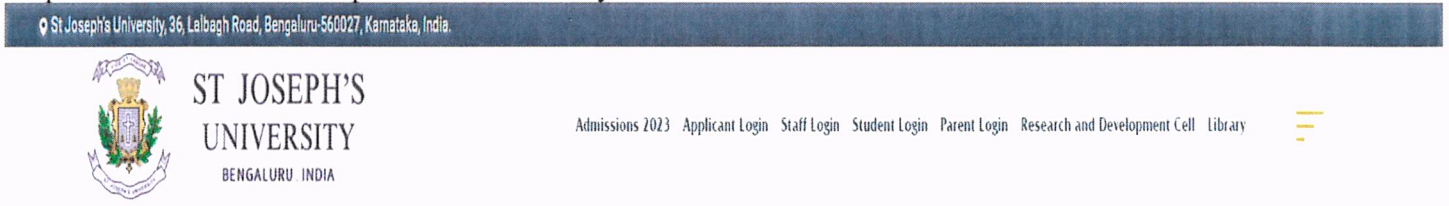
#36, Lalbagh Road

Bengaluru - 560 027

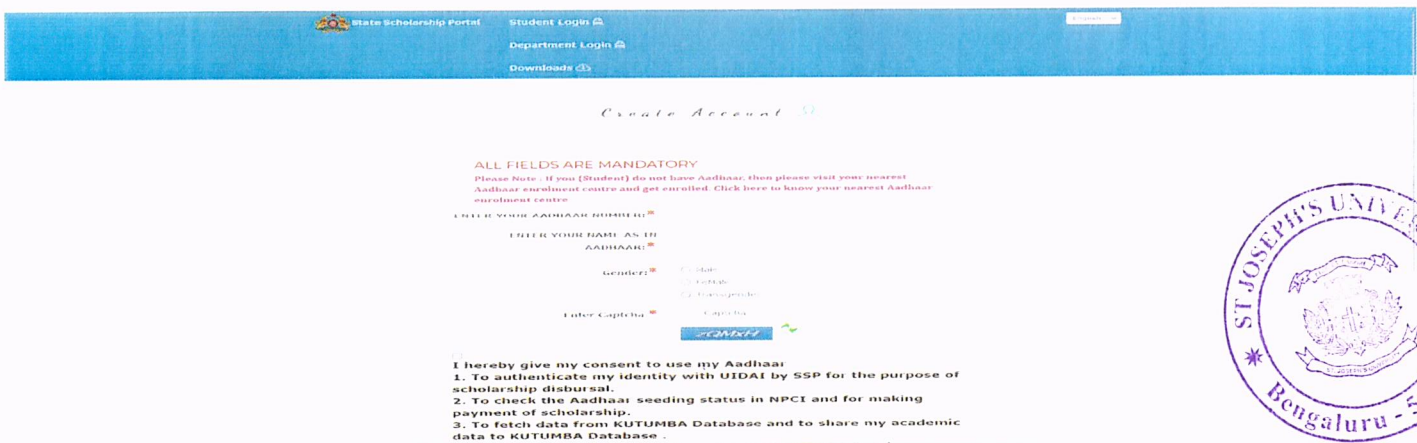
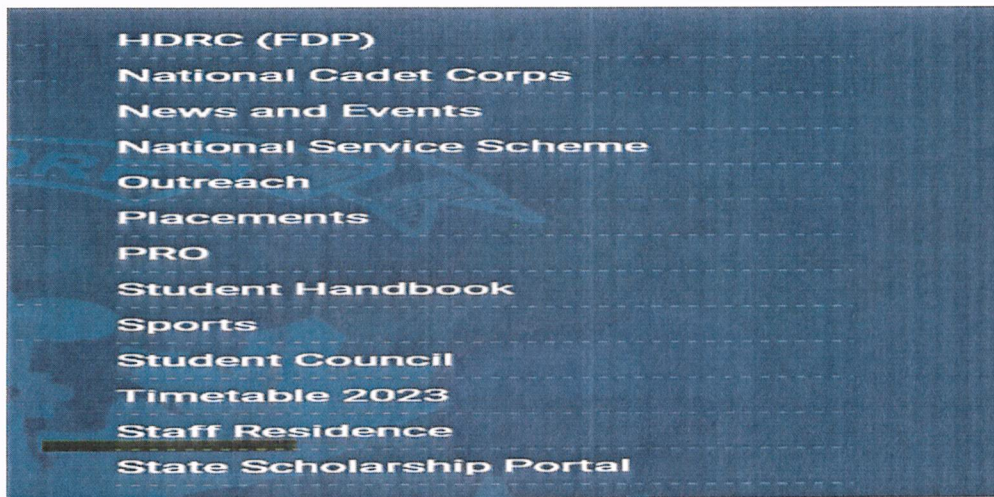
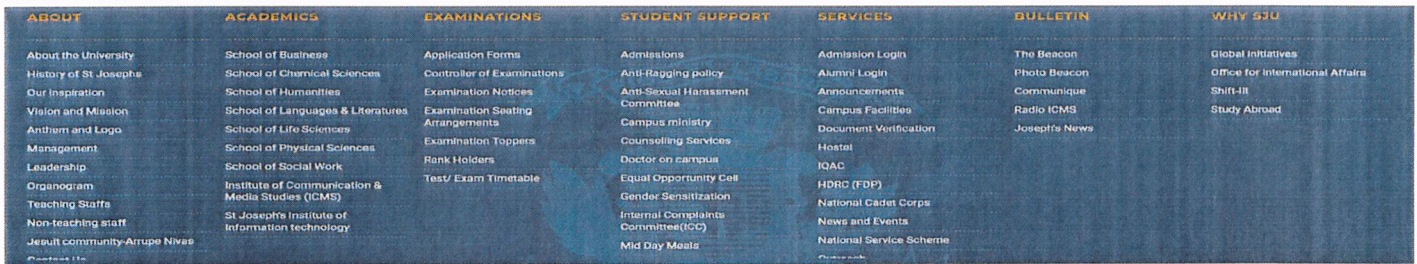
The procedure to get SSP ID for students who have not registered till date.

Step 1: Visit [WWW.SJU.EDU.IN](http://WWW.SJU.EDU.IN) website

Step 2: Click the below drop down which is in yellow.



Step 3: Select the below option SERVICES and click the option STATE SCHOLARSHIP PORTAL under services at the bottom.



Step 4: The above page will appear, students who have not registered till date on SSP portal only have to register. Students who already have the SSP ID can just fill the goggle form and submit online.

Step 5: Register yourself with required information and you will receive a SSP Application number, kindly enter this number in the Google form that is shared to you and submit it online.